



January 9, 2023

BSE Limited

Department of Corporate Services,
Phiroze Jeejeebhoy Towers,
Dalal Street, Fort,
Mumbai - 400 001

Scrip Code: 543396

National Stock Exchange of India Limited

The Listing Department,
Exchange Plaza,
Bandra Kurla Complex,
Mumbai - 400 051

Symbol: PAYTM

Sub.: Update on the operating performance

Dear Sir/ Ma'am,

In accordance with the SEBI (Listing Obligations and Disclosure Requirements) Regulations, 2015, as amended, please find enclosed herewith an update on the operating performance of the Company (December 2022).

The aforesaid details will also be hosted on the Company's website viz. www.paytm.com.

Kindly take the same on record.

Thanking you

Yours Sincerely,
For **One 97 Communications Limited**

Amit Khara
Company Secretary & Compliance Officer

Encl.: As above



Paytm Operating Performance Update for Q3 FY 2023 (Updated for Dec'22)

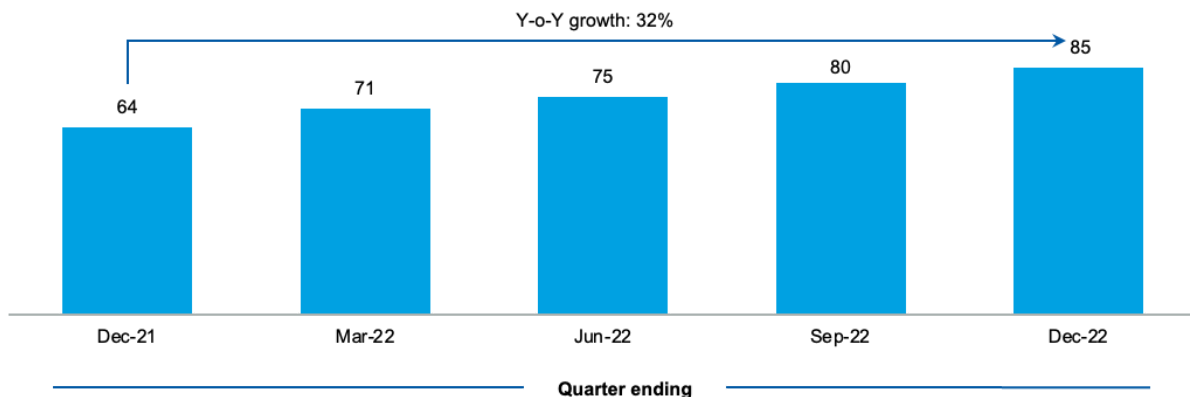
Sustained growth in payments and loan distribution business: Leadership in offline payments strengthens with 5.8 million devices deployed, disbursed Rs 3,665 Cr (\$443 million) worth of loans in the month of December.

- Consumer engagement is at its highest on Paytm Super App with average monthly transacting users (MTU) at 85 million for the quarter ended December 2022, up 32% y-o-y
- With a focus on creating additional payment monetization beyond MDR, our focus on subscription services continues to expand. Number of merchants paying subscription for payment devices has reached 5.8 million as of December 2022, an addition of 1 million devices in the quarter ended December 2022
- Merchant payment volumes (GMV) for the quarter ended December 2022 at Rs 3.46 Lakh Cr (\$42 billion), y-o-y growth of 38%
- Continued scale in our loan distribution business with disbursements of Rs 3,665 Cr (\$443 million, y-o-y growth of 330%) and 3.7 million loans (y-o-y growth of 117%) disbursed during the month of December 2022

Robust growth in MTU: The Paytm Super App continues to see growing consumer engagement with the average MTU for the quarter ended December 2022 at 85 million, registering a growth of 32% y-o-y.

Monthly Transacting Users (MTU)

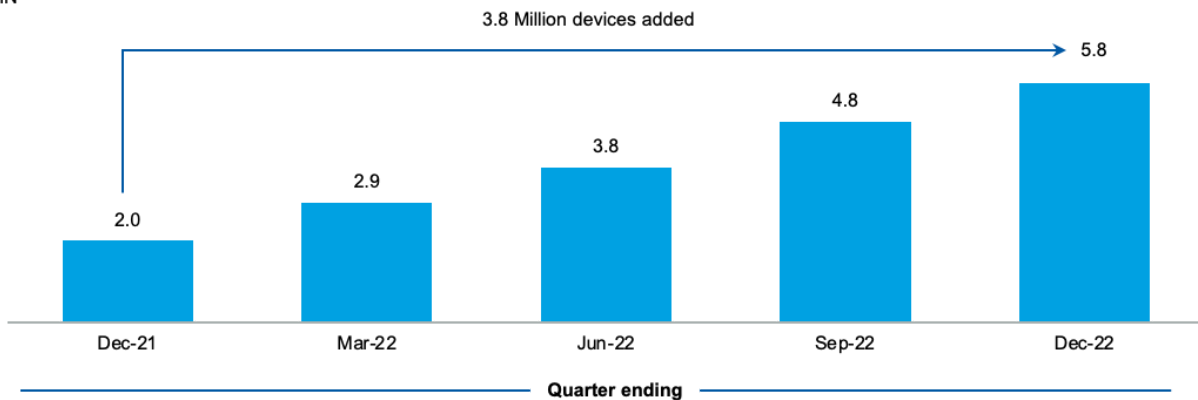
MN



New milestone in offline payments leadership: With a focus on creating additional payment monetization beyond MDR, our focus on subscription services continues to expand. We continue to strengthen our leadership in offline payments, with 5.8 million merchants now paying subscription for payment devices. With our subscription as a service model, the strong adoption of devices drives higher payment volumes and subscription revenues, while increasing the funnel for our merchant loan distribution.

Total Devices Deployed (POS + Soundbox)

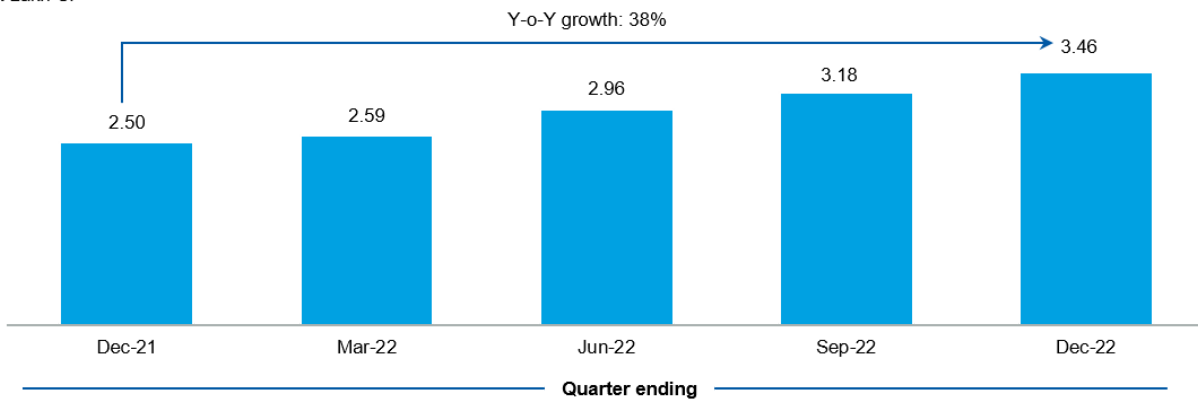
MN



Consistent growth in total merchant payments volume: The total merchant GMV processed through our platform for the quarter ended December 2022 aggregated to Rs 3.46 Lakh Cr (\$42 billion), marking a y-o-y growth of 38%. Our focus over the past few quarters continues to be on payment volumes that generate profitability for us, either through net payments margin or from direct upsell potential.

Gross Merchandise Value (GMV)

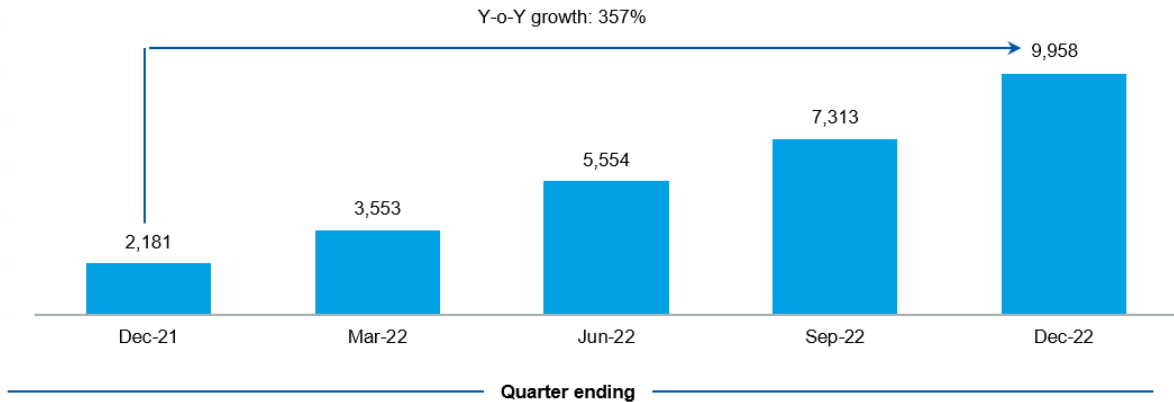
INR Lakh Cr



Loan distribution business continues to scale: Our loan distribution business (in partnership with top lenders) continues to witness an accelerated growth with disbursements through our platform at Rs 3,665 Cr in the month of December, growing 330% y-o-y. As a result, total disbursements for three months ended December 2022 was Rs 9,958 Cr, a growth of 357% y-o-y. The number of loans grew 117% y-o-y to 3.7 million for the month of December, and 137% y-o-y to 10.5 million cumulative loans for the three months ended December 2022.

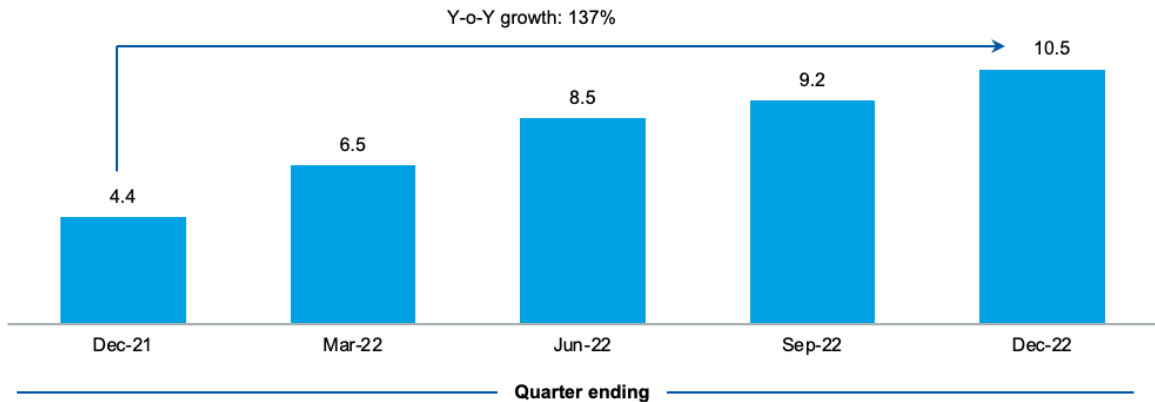
Value of loans disbursed in each period through Paytm

INR Cr



Number of loans disbursed in each period through Paytm

MN



Notes:

1. Our operating currency is in INR, numbers shown in USD are purely for illustrative and convenience purposes and calculated using an exchange rate of \$1 = INR 82.8 (as of end of December)
2. GMV is defined as the value of total payments made to merchants through transactions on our app, through Paytm payment instruments or through our payment solutions, over a period. It excludes any consumer-to-consumer payment services such as money transfers
3. MTU: Monthly Transacting User or unique users with at least one successful transaction in a particular calendar month
4. Total loans disbursed by financial institution partners through our platform include both consumer loans and merchant loans, and excludes the number and the value of loans sourced by third parties through advertising on our platform, and aggregation of EMIs on our POS devices