



Paytm Operating Performance Update (July & August 2022)

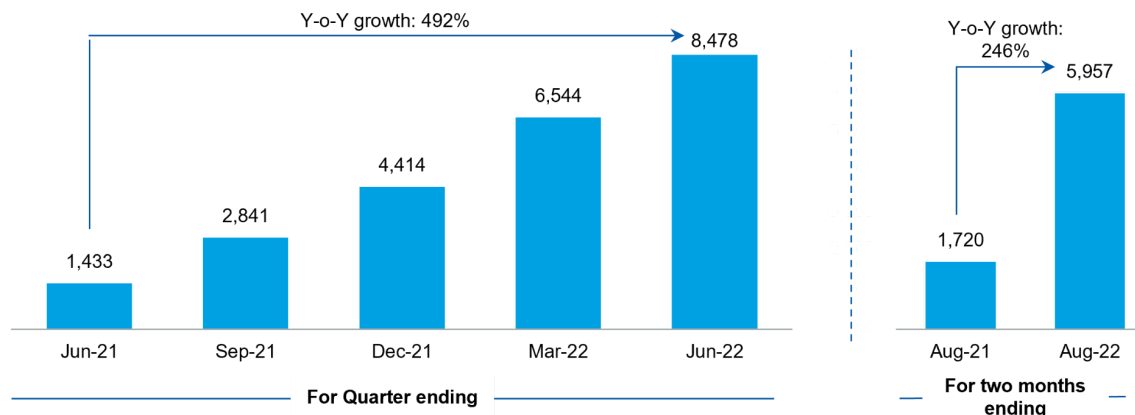
Continued growth in payments and credit business: Loan disbursements at an annualised run rate of ~Rs 29,000 Cr (\$3.6 billion) in August; leadership in offline payments strengthens with over 4.5 million devices deployed

- Loan distribution business scales to 6.0 million loan disbursements during the two months ending August 2022 (y-o-y growth of 246%), aggregating to loan disbursements of Rs 4,517 Cr (\$568 million, y-o-y growth of 484%)
- Offline payments leadership strengthens with total number of devices deployed exceeding 4.5 million
- Consumer engagement is at its highest on Paytm Super-App with average monthly transacting users (MTU) at 78.8 million for the two months ended August 2022, up 40% y-o-y
- 72% Y-o-Y increase in merchant payment volumes (GMV) for the two months ended August 2022 at Rs 2.10 Lakh Cr (\$26 billion)

Loan distribution business continues to scale: Our loan distribution business (in partnership with top lenders) continues to witness accelerated growth with disbursements through our platform now an annualised run rate of over ₹29,000 crore in August. The number of loans disbursed grew 246% y-o-y to 6.0 million loans in the two months ended August 2022, while the value of loans disbursed grew 484% y-o-y to Rs 4,517 Cr (\$568 million). We continue to work with our partners to review the evolving macro environment and accordingly moderation may be expected in our growth. That said, we continue to see ample growth and upsell opportunities in this business and are focusing on the quality of the book.

Number of loans disbursed in each period through Paytm

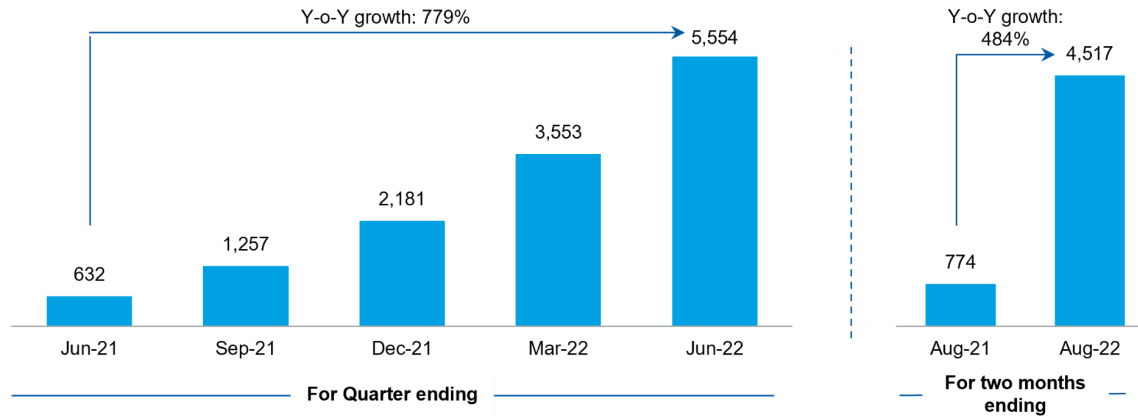
'000





Value of loans disbursed in each period through Paytm

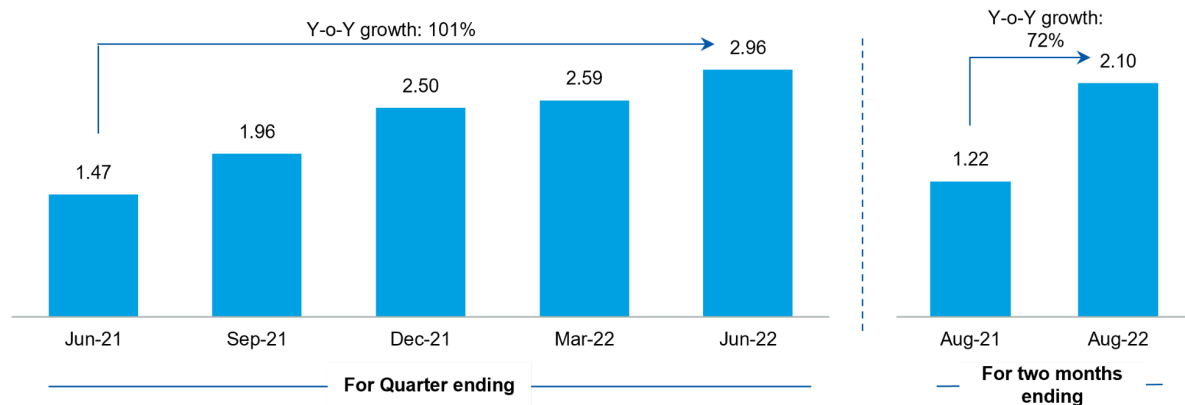
INR Cr



Consistent growth in total merchant payments volume: The total merchant GMV processed through our platform for the two months ended August 2022 aggregated to Rs 2.10 Lakh Cr (\$26 billion), marking a y-o-y growth of 72%.

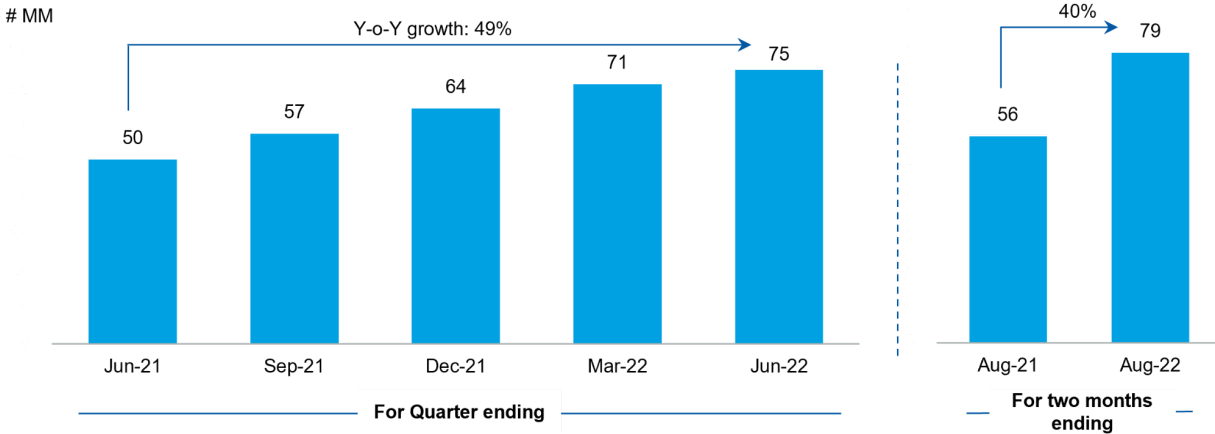
Gross Merchandise Value (GMV)

INR Lakh Cr



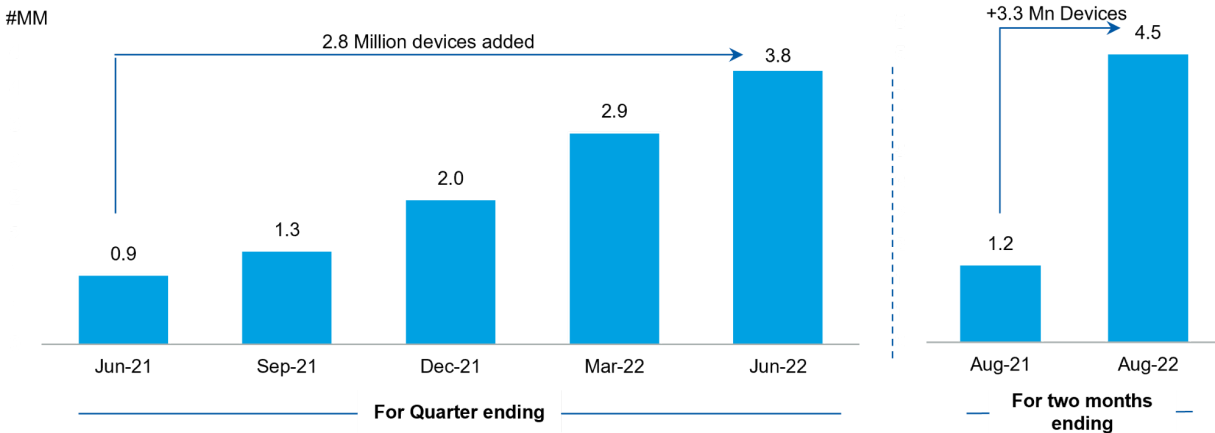
Robust growth in MTU: The Paytm Super App continues to see heightened consumer engagement for the company's comprehensive payment offerings. We continue to drive user engagement, with the average MTU for the two months ended August 2022 at 78.8 million, registering a growth of 40% Y-o-Y.

Monthly Transacting Users (MTU)



New milestone in offline payments leadership: We continue to strengthen our leadership in offline payments, with deployment of 4.5 million devices at merchant stores across the country. With our subscription as a service model, the strong adoption of devices, drives higher payment volumes, subscription revenues as well as merchant loan distribution.

Total Devices Deployed (POS + Soundbox)



Notes:

1. Our operating currency is in INR, numbers shown in USD are purely for illustrative and convenience purposes and calculated using an exchange rate of \$1 = INR 79.5 (as of end of August)
2. GMV is defined as the value of total payments made to merchants through transactions on our app, through Paytm payment instruments or through our payment solutions, over a period. It excludes any consumer-to-consumer payment services such as money transfers
3. MTU: Monthly Transacting User or unique users with at least one successful transaction in a particular calendar month
4. Total loans disbursed by financial institution partners through our platform include both consumer loans and merchant loans, and excludes the number and the value of loans sourced by third parties through advertising on our platform, and aggregation of EMIs on our POS devices