

Paytm Operating Performance Update for April 2022

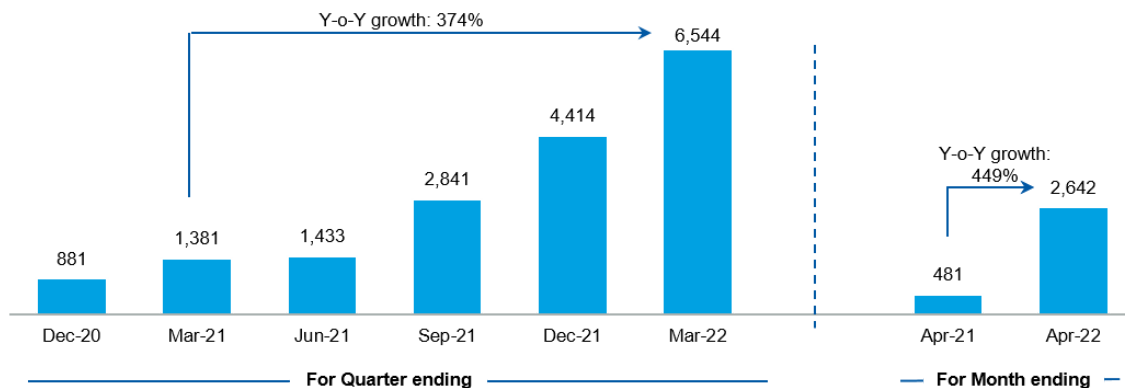
Paytm starts FY 2023 on a strong note: Lending business at an annualised run-rate of approximately Rs. 20,000 crores of disbursements through our platform, device deployment crosses 3 million

- Lending business saw a total disbursal of 2.6 million loans during the month (y-o-y growth of 449%). This aggregates to a total loan value of Rs 1,657 Cr (\$221 million) during the quarter (y-o-y growth of 749%)
- Offline payments business accelerates as total number of devices deployed jumps to 3.2 million with 0.3 million devices deployed in April 2022
- User engagement on Paytm Super App shows continued growth, with monthly transacting users (MTU) at 73.5 million in April 2022, up 44% y-o-y
- 102% Y-o-Y increase in merchant payment volumes (GMV) for the month at Rs 0.95 Lakh Cr (\$12.7 billion)

Lending business continues to see rapid growth: Our lending business (in partnership with top lenders) continues to grow at a rapid pace. The number of loans disbursed through our platform grew 449% y-o-y to 2.6 million loans in April 2022, while the value of loans disbursed grew 749% y-o-y to Rs 1,657 Cr (\$221 million), an annualised run-rate of approximately Rs. 20,000 crores. We are also seeing increases in average ticket size due to the scale-up of the personal loans business in particular.

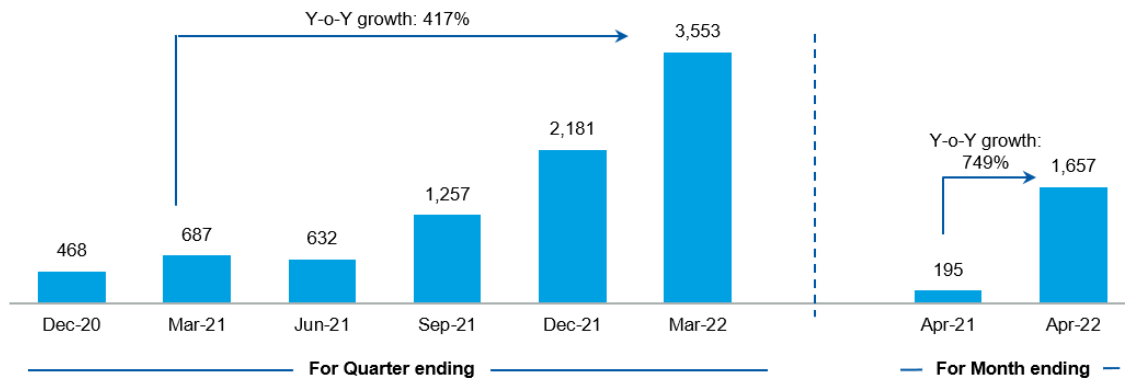
Number of loans disbursed through Paytm

'000



Value of loans disbursed through Paytm

INR Cr



Over 100% y-o-y growth in total merchant payments volume: The total merchant GMV processed through our platform during the month of April 2022 aggregated to approximately Rs 0.95 Lakh Cr (\$12.7 billion), marking a y-o-y growth of 102%.

Gross Merchandise Value (GMV)

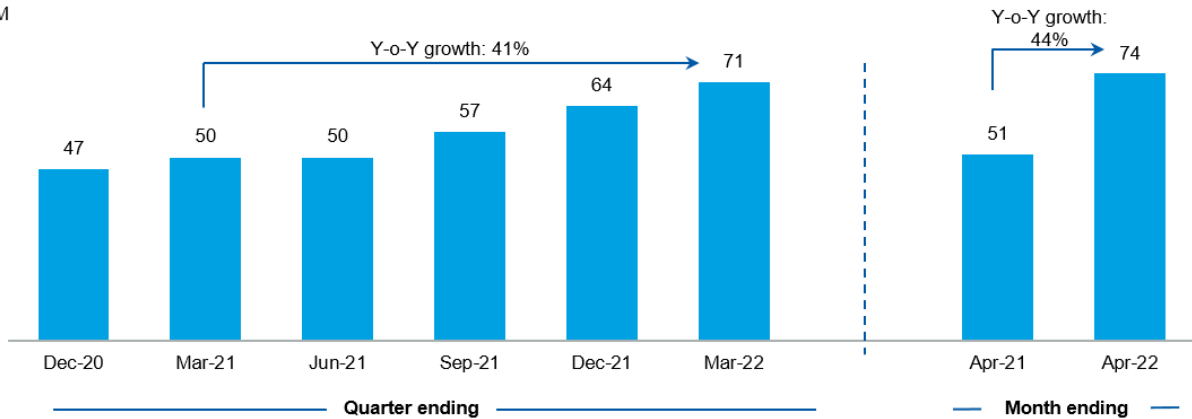
INR Lakh Cr



User engagement continues to see robust growth: The diverse range of offerings on the Paytm Super App have led to a consistent growth in user engagement, with the monthly transacting users (MTU) in April 2022 at 73.5 million, registering a growth of 44% Y-o-Y.

Monthly Transacting Users (MTU)

MM

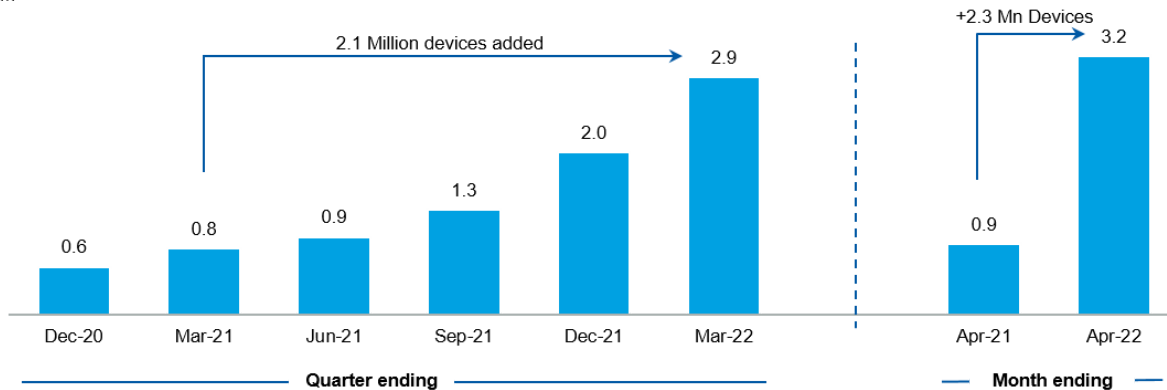


Average MTUs for a quarter is the average of MTUs for each month in the quarter.

Offline payments leadership grows stronger: We continue to maintain our stronghold in the offline payments business with deployment of 3.2 million devices in stores, with an average rate of 300,000 deployments per month. We expect this growth to contribute to a rise in the number of merchants eligible for loans.

Total Devices Deployed (POS + Soundbox)

#MM





Notes:

1. Exchange rate used \$1 = INR 75, average for the period 1 Jan 2022 to 31 Mar 2022
2. GMV is defined as the value of total payments made to merchants through transactions on our app, through Paytm payment instruments or through our payment solutions, over a period. It excludes any consumer-to-consumer payment services such as money transfers
3. MTU: Monthly Transacting User or unique users with at least one successful transaction in a particular calendar month
4. Total loans disbursed by financial institution partners through our platform include both consumer loans and merchant loans, and excludes the number and the value of loans sourced by third parties through advertising on our platform, and aggregation of EMIs on our POS devices